

Ändrad inloggning till NCBI (PubMed) från 1 juni

NCBI byter från 1 juni till federerad inloggning som betyder att du inte längre kan logga in med användarnamn och lösenord utan du behöver länka ditt konto till din högskoleinloggning. Gör så här:

1. Logga in till ditt NCBI-konto som vanligt
2. Klicka på ditt användarnamn högst upp på sidan och välj *Account settings*
3. Klicka på *Change* under *Linked accounts*

Linked accounts *You can sign in via these 3rd-parties. Contact the 3rd party for sign-in related issues.*

None	Change
------	------------------------

och sök efter *Dalarna University* under *Partner Accounts*

All Available Partner Accounts

To link your My NCBI account to one of these partner organizations, click on its link. If necessary, you will go to that organization's login page to log in. You will then see that account listed above under Your Linked Accounts.

Search for account name:


Login Account Options

Account	Category
Dalarna University, Sweden	Research Organizations

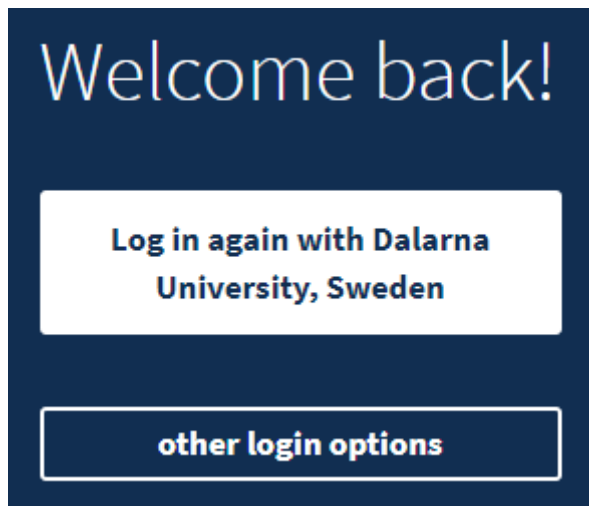
4. Klicka på *Dalarna University, Sweden*. Du skickas sedan till din vanliga högskoleinloggning. Logga in där, så skickas du tillbaka till NCBI.

New account successfully linked.

Your Linked Accounts

- [Dalarna University, Sweden \(alli@du.se\)](#) 

5. Ditt konto är nu kopplat till högskoleinloggningen och nästa gång du loggas in till ditt NCBI-konto ser det ut så här



Läs mer om ändringen här <https://ncbiinsights.ncbi.nlm.nih.gov/2021/01/05/important-changes-ncbi-accounts-2021/>

Changed login method to NCBI (PubMed) after June 1

NCBI will be transitioning to federated account credentials which means that you no longer can use NCBI-managed credentials to login to NCBI after June 1. Use the steps below to link 3rd party logins to your account.

1. Login to NCBI the way you usually do.
2. Click on your username in the top bar and choose *Account Settings*.
3. To add a linked account, click the “Change” button under *Linked Accounts*.

Linked accounts *You can sign in via these 3rd-parties. Contact the 3rd party for sign-in related issues.*

None	Change
------	------------------------

and search for Dalarna University under *Partner Accounts*

All Available Partner Accounts

To link your My NCBI account to one of these partner organizations, click on its link. If necessary, you will go to that organization's login page to log in. You will then see that account listed above under Your Linked Accounts.

Search for account name:


Login Account Options

Account	Category
Dalarna University, Sweden	Research Organizations

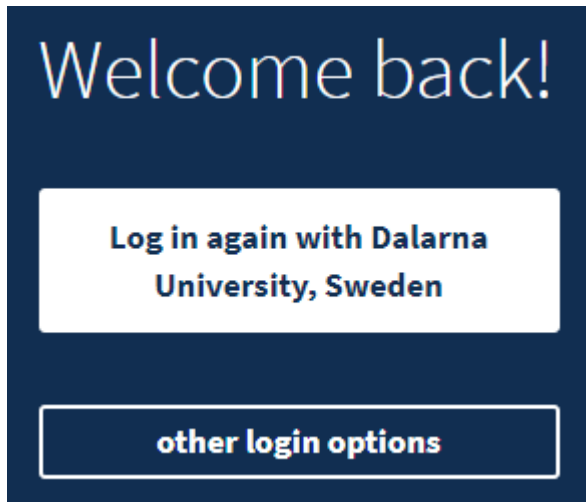
4. Click on *Dalarna University, Sweden*. You are referred to the University login page and then back to NCBI.

New account successfully linked.

Your Linked Accounts

- Dalarna University, Sweden (alli@du.se) 

5. Once you have added your 3rd party login option the NCBI login page will look like this



Read more about the coming changes here:

<https://ncbiinsights.ncbi.nlm.nih.gov/2021/01/05/important-changes-ncbi-accounts-2021/>