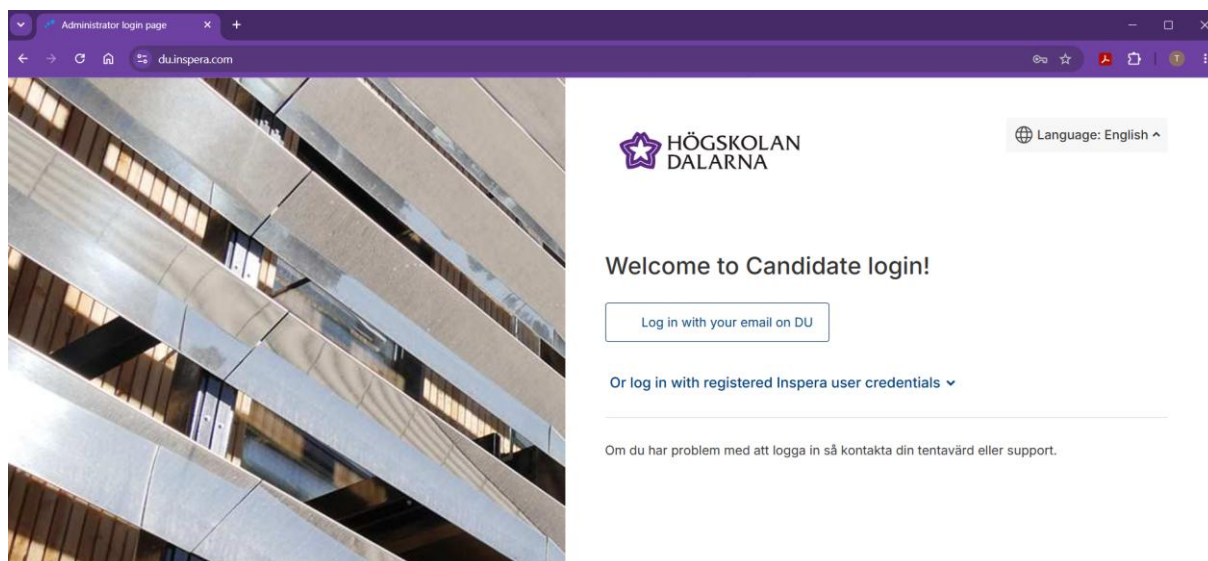
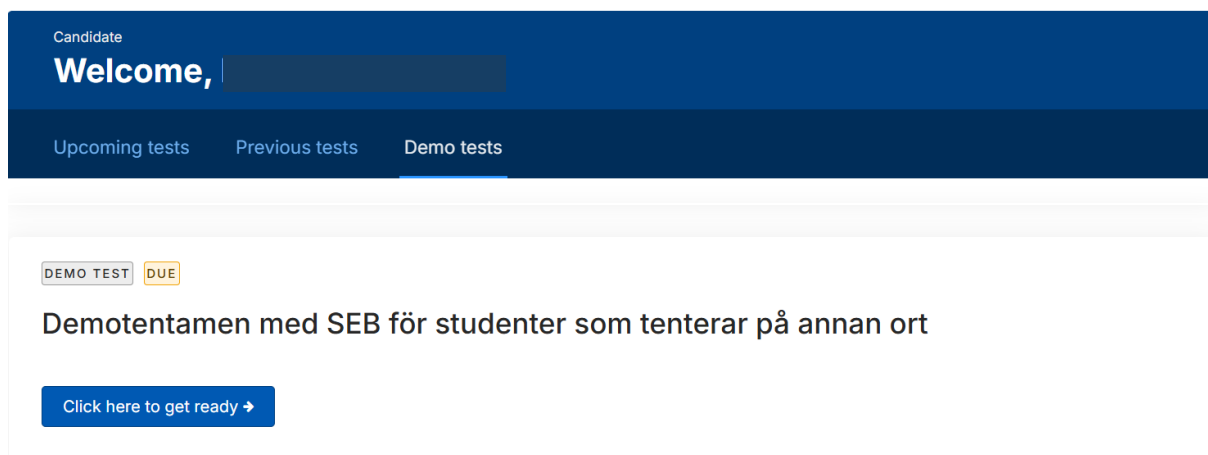


# Quick guide – start and finish an exam in Inspera

In your web browser, write du.inspera.com

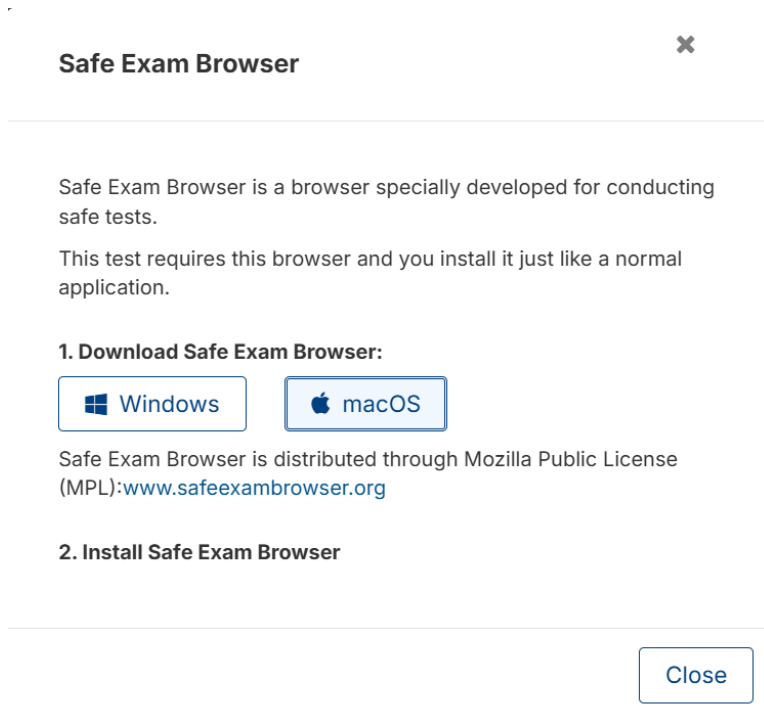


1. Choose English at the top right (Språk: engelska) and then choose “Log in with your email on DU”
  - a. Write your username and password.
  - b. If you have forgotten these, go to id.du.se and create a new password using your Bank-ID.

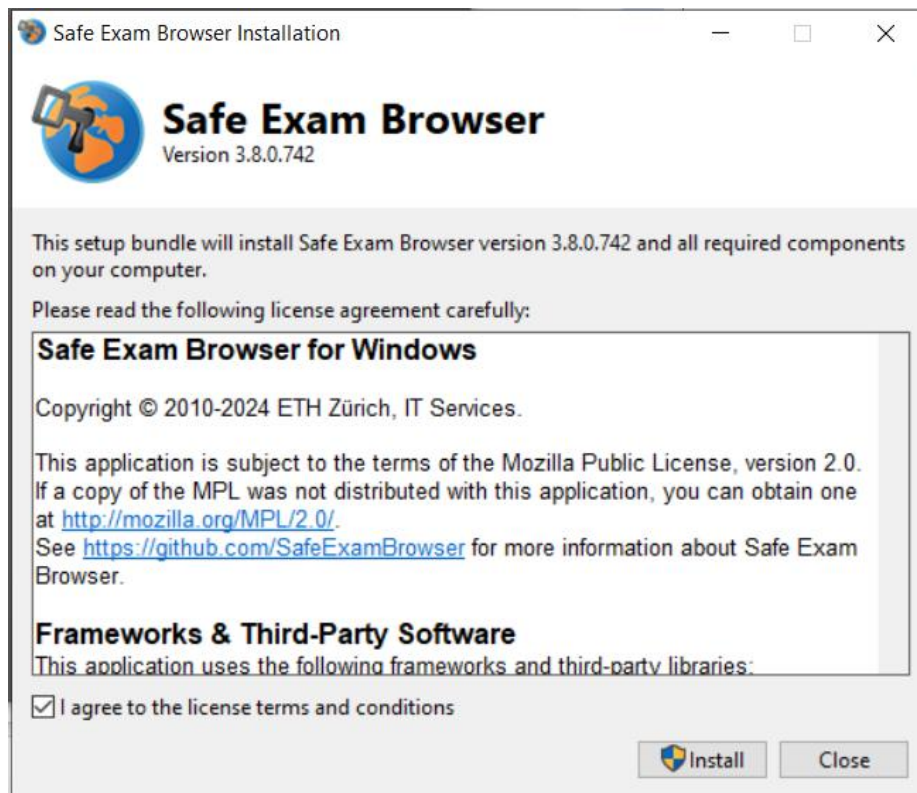


Here you can find your active examinations under **Upcoming tests**. You can find past exams you have written under **Previous tests**; under **Demo tests**, you can find test exams.

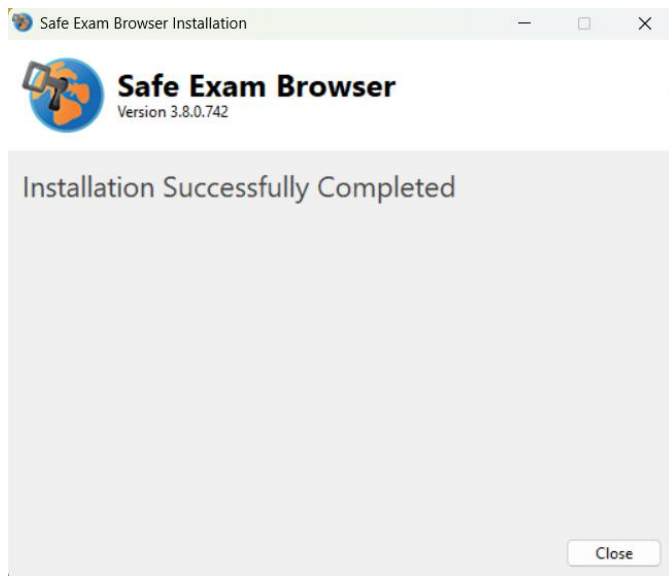
2. Click on **Click here to get ready**.
3. Read the information about the examination: here you can find out how much time you will have and whether your web browser is approved.
4. If you are doing this for the first time, click on download in your web browser.



Choose the system you want to use, and the correct program will download. When this is done, open the file for installation.



Click on **I agree to the license terms and conditions**. Click on **Install**. Confirm that the program can make the changes on your computer and wait for the installation to be completed. This may take a while.



Click on **Close**.

Now you can open your examination in Safe Exam Browser according to the following:

**!** Your browser is not correct. This test requires Safe Exam Browser

**I have Safe Exam Browser installed:**

[Start test in Safe Exam Browser](#)

When starting the test, your computer will be locked down until you are finished with the test.  
All active sessions in Firefox browser will be closed.  
Note: You will be prompted for a SEB password inside the SEB browser.

**I don't have Safe Exam Browser installed:**

[Download](#)

**🔒** Denna tentamen är låst med dagslösenord

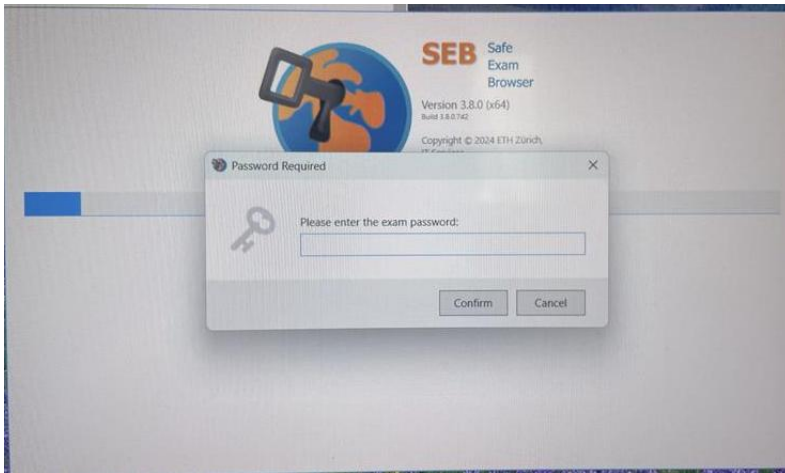
[Lås upp](#)

**Choose Start test in Safe Exam Browser.**

If there are other programmes or tabs open on your computer, Safe Exam Browser will give you a warning. It will close the program, which may mean you lose files. Choose OK.

It can take up to 10 minutes to start Safe Exam Browser.

**When you enter the system**, you will have to provide your Safe Exam Browser password: on demotentamen, this is **abc123**.



You will now be in the closed web browser and will receive information about the exam and can begin taking it.

### Complete the exam

When you have finished the exam, contact the examination invigilator (supervisor) and tell them that you would like to submit it. It's a good idea that they are present when you click on **Submit now**.

Candidate ID 📶 🔔 ☰

Ready to submit?  
You have 6 unattempted questions. 🚀 Submit now

All questions (6)   Not attempted (6)   Flagged (0)

Sektion 1		
Question	Question title	Question type
i	Rules of conduct when writing an exam	Information or resources
i	Important: Log in details	Information or resources
i	Student settings	Information or resources
i	The user interface	Information or resources
1	First question - Multiple choice	Multiple Choice
2	Second question - Multiple response	Multiple Response

⏪ ⏩

☰   i   i   i   i   1   2   3   4   i   5   6   ✓

Before you leave the room, you must **close Safe Exam Browser** and log out as a user from Inspira. You must do this; if you don't, you will have problems the next time you take an exam.